













1. What is your age?			Response Percent	Response Count
Under 15 years			1.3%	151
15 to 19 years			9.5%	1073
20 to 24 years			19.9%	2258
25 to 29 years			19.7%	2241
30 to 34 years			15.0%	1701
35 to 39 years			11.6%	1318
40 to 44 years			8.8%	995
45 to 49 years			5.6%	641
50 to 54 years			4.2%	472
55 to 59 years			2.1%	234
60 years and older			2.4%	270
		answered question		11354
		skipped question		69

2. What is your gender?			Response Percent	Response Count
Female			2.3%	258
Male			97.7%	10963
		answered question		11221
		skipped question		202














3. What is your profession?			Response Percent	Response Count
Pupil/Student			26.3%	2902
Office Worker			9.7%	1077
Worker			8.1%	896
System administrator			21.8%	2412
Software developer			16.0%	1767
Executive			4.4%	484
Other (please specify)			13.7%	1518
	answered question			11055
	skipped question			368

4. How would you rate your computer expertise?			Response Percent	Response Count
Basic knowledge: you are happy when everything runs and change nearly nothing on your system			4.7%	508
Advanced knowledge: you do updates and configure your computer as you like it			41.0%	4465
Administration knowledge: you run a server and/or deploy software			20.9%	2279
Professional knowledge: with your knowledge you earn money in the IT environment			33.4%	3634
	answered question			10885
	skipped question			538






5. Which operating system do you use mainly?



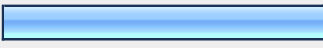


		Response Percent	Response Count
Apple MacOS		2.0%	212
Debian GNU/Linux		2.5%	271
Fedora		1.2%	128
Mandriva Linux		0.6%	62
Microsoft Windows Vista/XP/2000/ME/98		26.2%	2836
Novell NetWare		0.3%	35
openSUSE/SUSE Linux		52.2%	5639
Ubuntu		6.5%	706
Red Hat Enterprise Linux		0.7%	74
SUSE Linux Enterprise Desktop/Novell Linux Desktop		2.1%	232
SUSE Linux Enterprise Server		1.6%	172
Other (please specify)		4.1%	444
		answered question	10811
		skipped question	612

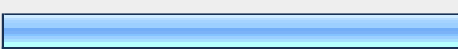


6. Which operating system(s) do you use additionally? (multiple answers possible)

		Response Percent	Response Count
None		4.5%	481
Apple MacOS		10.6%	1134
Debian GNU/Linux		13.2%	1417
Fedora		10.3%	1105
Mandriva Linux		5.0%	540
Microsoft Windows Vista/XP/2000/ME/98		57.7%	6191
Novell NetWare		3.0%	320
openSUSE/SUSE Linux		42.9%	4604
Ubuntu		26.7%	2869
Red Hat Enterprise Linux		7.6%	813
SUSE Linux Enterprise Desktop/Novell Linux Desktop		6.0%	640
SUSE Linux Enterprise Server		9.2%	993
Other(s) (please specify)		14.1%	1509
		answered question	10736
		skipped question	687

7. How long have you been using Linux?

		Response Percent	Response Count
Less than half a year		7.5%	804
6 months to one year		8.2%	878
1 to 3 years		28.8%	3082
4 to 6 years		23.9%	2558
More than 6 years		31.6%	3377
		answered question	10699
		skipped question	724

8. And how long have you been using openSUSE/SUSE Linux?			Response Percent	Response Count
Less than half a year			18.4%	1953
6 months to one year			12.6%	1338
1 to 3 years			35.1%	3736
4 to 6 years			18.2%	1930
More than 6 years			15.7%	1673
		answered question		10630
		skipped question		793

9. You use openSUSE/SUSE Linux products...			Response Percent	Response Count
only at home.			50.4%	5328
only at work.			5.3%	557
at home and at work.			44.4%	4691
		answered question		10576
		skipped question		847

10. Do you administrate an openSUSE/SUSE Linux based network at...			
	Yes	No	Response Count
home?	63.6% (6653)	36.4% (3814)	10467
work?	30.7% (3210)	69.3% (7257)	10467
		answered question	10467
		skipped question	956

11. You install software on your openSUSE/SUSE Linux system mainly using...			Response Percent	Response Count
apt-get			3.9%	399
One-click install			2.3%	237
Plain RPM			5.5%	571
Smart			8.3%	851
YaST			71.7%	7379
Yum			1.1%	114
Zypper			2.4%	247
zmd (rug or zen-installer)			0.7%	68
I don't install software.			0.7%	77
I don't know			1.6%	167
Other (please specify)			1.8%	185
			answered question	10294
			skipped question	1129

12. For online updates on your openSUSE/SUSE Linux system you use mainly...			Response Percent	Response Count
apt-get			3.0%	309
opensuse updater applet			19.4%	1979
Plain RPM			1.3%	129
Smart			7.2%	732
YaST			54.3%	5526
Yum			1.7%	177
Zypper			3.1%	315
zmd (rug or zen-updater)			3.5%	353
I don't do online updates.			3.5%	358
I don't know			2.2%	226
Other (please specify)			0.8%	81
			answered question	10184
			skipped question	1239

13. How would you compare YaST to setup/configuration tools on other platforms like Fedora, Ubuntu, Windows etc.?			Response Percent	Response Count
YaST is better than other tools.			43.3%	4352
YaST is worse than other tools.			11.3%	1135
YaST is comparable to other tools.			35.3%	3551
I don't care.			10.1%	1019
			answered question	10057
			skipped question	1366

14. Why is YaST better than the setup/configuration tools on other platforms?		Response Count
		3317
		answered question
		3317
		skipped question
		8106






15. Why is YaST worse than the setup/configuration tools on other platforms?		Response Count
		944
		answered question
		944
		skipped question
		10479

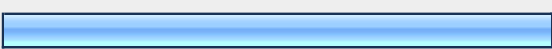


16. YaST is the default installation and administration tool for all openSUSE/SUSE Linux products. You use YaST for...			Response Percent	Response Count
system installation only.			10.2%	981
administration only.			5.4%	515
system installation and the entire administration.			75.2%	7222
I have never used YaST.			0.9%	90
I don't know if I have ever used YaST.			0.9%	85
system installation and only certain modules (please specify the modules)			7.4%	707
			answered question	9600
			skipped question	1823




17. Which YaST User Interface do you use mainly?			Response Percent	Response Count
Graphical User Interface (GUI) in Gtk			17.4%	1642
Graphical User Interface (GUI) in Qt			71.8%	6791
Text User Interface (TUI) / ncurses			9.0%	850
Command Line Interface (CLI)			1.0%	99
I don't know			0.8%	80
			answered question	9462
			skipped question	1961

18. How frequently do you averagely use YaST for...									
	Daily	Weekly	Monthly	Less than one time per month	Less than one time per year	Never	I don't know	Response Count	
system configuration?	15.7% (1452)	38.3% (3550)	25.3% (2338)	15.5% (1433)	2.1% (199)	0.8% (73)	2.3% (213)	9258	
software installation?	17.0% (1573)	43.7% (4044)	20.2% (1866)	11.5% (1063)	2.2% (208)	3.3% (306)	2.1% (198)	9258	
online update (maintenance)?	22.2% (2051)	40.7% (3771)	14.4% (1329)	9.0% (835)	2.6% (242)	7.8% (725)	3.3% (305)	9258	
								answered question	9258
								skipped question	2165

19. Please rate the following items with reference to YaST!							
	Very poor	Poor	Average	Good	Very good	Rating Average	Response Count
Performance (if you exclude software management)	3.3% (295)	10.3% (915)	31.0% (2749)	43.9% (3894)	11.6% (1026)	3.50	8879
Amount of features	0.8% (72)	3.5% (313)	18.4% (1632)	52.5% (4665)	24.7% (2197)	3.97	8879
Usability	1.6% (143)	5.8% (516)	20.0% (1778)	48.5% (4310)	24.0% (2132)	3.88	8879
Content of the help texts	2.6% (228)	13.5% (1200)	42.2% (3746)	34.4% (3053)	7.3% (652)	3.30	8879
Availability of the help texts	2.2% (196)	12.5% (1111)	44.1% (3916)	33.9% (3008)	7.3% (648)	3.32	8879
Documentation	2.6% (228)	12.6% (1123)	45.3% (4022)	33.3% (2954)	6.2% (552)	3.28	8879
Performance of the software management	12.8% (1139)	22.5% (2001)	28.0% (2485)	28.1% (2492)	8.6% (762)	2.97	8879
Online update	7.5% (669)	15.2% (1346)	29.5% (2618)	34.1% (3025)	13.8% (1221)	3.31	8879
	answered question						8879
	skipped question						2544

20. Which appearance of the YaST help section do you prefer?			
		Response Percent	Response Count
Help text is always visible		25.9%	2289
Pushing a 'Help button' makes the help text visible		37.1%	3278
Tooltips		19.3%	1708
There should be no help texts at all		1.2%	102
I don't care		16.4%	1452
	answered question		8829
	skipped question		2594

21. How detailed would you like configure your system during the initial installation?			
		Response Percent	Response Count
Many setting options		60.5%	5334
Quick and automatic (less detailed)		35.2%	3101
I don't care		4.3%	375
	answered question		8810
	skipped question		2613





22. Do you usually find the right YaST module for the task you want to do easily?			Response Percent	Response Count
Yes			79.9%	7024
No			14.7%	1296
I don't know			5.4%	474
			answered question	8794
			skipped question	2629

23. Which YaST module(s) do you use most frequently on your already installed system?		Response Count
		6676
		answered question
		6676
		skipped question
		4747

24. Please rate how important you regard each of the following categories of modules on your already installed system!								
	1 - not important	2	3	4	5 - very important	Rating Average	Response Count	
Software	1.4% (117)	2.1% (179)	6.7% (569)	22.8% (1936)	67.1% (5703)	4.52	8504	
Hardware	1.4% (123)	5.3% (454)	13.1% (1118)	24.1% (2049)	56.0% (4760)	4.28	8504	
System	0.8% (67)	1.8% (156)	10.8% (920)	33.3% (2829)	53.3% (4532)	4.36	8504	
Network Devices	1.4% (122)	4.5% (383)	14.6% (1239)	29.0% (2465)	50.5% (4295)	4.23	8504	
Network Services	2.3% (193)	5.8% (491)	17.7% (1509)	31.9% (2709)	42.4% (3602)	4.06	8504	
Novell AppArmor	25.1% (2134)	23.7% (2012)	27.8% (2363)	14.0% (1191)	9.5% (804)	2.59	8504	
Security and Users	2.3% (198)	8.5% (722)	22.5% (1916)	33.5% (2845)	33.2% (2823)	3.87	8504	
Miscellaneous	6.3% (532)	16.8% (1430)	42.4% (3605)	24.3% (2063)	10.3% (874)	3.15	8504	
							answered question	8503
							skipped question	2920




25. What should be changed in future versions of YaST?		Response Count
		5926
<i>answered question</i>		5926
<i>skipped question</i>		5497














26. How much do you want/need...							
	1 - Not much at all	2	3	4	5 - Very much	Rating Average	Response Count
a YaST web interface	35.2% (2955)	17.0% (1429)	20.0% (1679)	15.1% (1266)	12.7% (1064)	2.53	8393
remote management (implies the ability to administrate a machine from another machine)	21.7% (1825)	16.0% (1341)	22.2% (1863)	20.3% (1705)	19.8% (1659)	3.00	8393
role based management (implies the ability to assign specific administration rights, like installing maintenance updates, to users without revealing the root password to them)	17.8% (1497)	14.3% (1199)	23.4% (1967)	23.1% (1937)	21.4% (1793)	3.16	8393
<i>answered question</i>							8393
<i>skipped question</i>							3030

27. Would you like to participate in the YaST development?			Response Percent	Response Count
Yes, and I already do so			1.8%	154
Yes, I would like to do so			18.9%	1582
No			49.0%	4103
I don't know			30.3%	2541
<i>answered question</i>				8380
<i>skipped question</i>				3043

28. In what way do you already participate in the YaST development?		Response Count
		68
<i>answered question</i>		68
<i>skipped question</i>		11355

29. What are your reasons for not having already started participating in the YaST development?		
		Response Count
		1310
<i>answered question</i>		1310
<i>skipped question</i>		10113

30. What are your reasons for not participating in the YaST development? (multiple answers possible)			
		Response Percent	Response Count
I don't have the technical skills		61.9%	2522
I'm not interested in it		25.1%	1025
Other (please specify)		26.6%	1086
<i>answered question</i>			4077
<i>skipped question</i>			7346

31. Which programming language(s) would you like to use for YaST modules? (multiple answers possible)			
		Response Percent	Response Count
(Visual) Basic		7.5%	322
C		25.6%	1100
C++		37.8%	1622
C#		9.3%	400
Java		21.7%	932
JavaScript		7.6%	325
Perl		14.3%	613
PHP		17.6%	754
Python		19.1%	818
Ruby		6.5%	277
YCP		2.1%	88
I don't know		34.0%	1458
Other (please specify)		6.2%	266
<i>answered question</i>			4289
<i>skipped question</i>			7134